

## Features

### Regulated Converters

- 40W 2" x 2" Package (50.8x11.40x50.8mm)
- 1.6kVDC Isolation
- Wide Input 2:1
- Regulated Output
- UL94V-0 Package Material
- Continuous Short Circuit Protection
- Vout Trim and ON/OFF Control Function
- Efficiency to 87%

### Selection Guide

Part Number	Input Voltage (VDC)	Output Voltage (VDC)	Output Current (mA)	Efficiency 12/24/48 (%)
REC40-xx05SRWB/H	9-18, 18-36, 36-75	5	8000	85/87/88
REC40-xx12SRWB/H	9-18, 18-36, 36-75	12	3333	85/86/87
REC40-xx15SRWB/H	9-18, 18-36, 36-75	15	2666	85/86/87
REC40-xx24SRWB/H	9-18, 18-36, 36-75	24	1666	85/86/87
REC40-xx05DRWB/H	9-18, 18-36, 36-75	±5	±3500	82/83/84
REC40-xx12DRWB/H	9-18, 18-36, 36-75	±12	±1666	85/86/87
REC40-xx15DRWB/H	9-18, 18-36, 36-75	±15	±1320	85/86/87
REC40-xx0512TRWB/H	9-18, 18-36, 36-75	5/±12	5000/±600	85/86/87
REC40-xx0515TRWB/H	9-18, 18-36, 36-75	5/±15	5000/±500	85/86/87

#### 2:1

xx = 9-18Vin = 12  
 xx = 18-36Vin = 24  
 xx = 36-75Vin = 48

\* add suffix "CTRL" for optional Remote ON/OFF-Control

### Specifications (Core Operating Area)

Input Voltage Range	2:1	
Input Filter	π type	
Output Voltage Accuracy	±2% max.	
Line Voltage Regulation	Single & Dual	±0.5% max.
	Triple Output	±1%/±5%
Load Voltage Regulation (10% to 100% full load)	Single Output	±1% max.
	Dual Output	±2% max.
	Triple Output	±3%/±5%
Minimum Load	Single/Dual Output	0%
	Triple Output	10%
Ripple	Single Output	±1% max.
	All Others	<0.2% Vout +20mVp-p max.
Noise	Single Output	100mV min., ±1% max.
	All Others	<0.5% Vout +50mVp-p max.
Trim	±10%	
Operating Frequency	REC40-12xx	200kHz typ.
	REC40-1205	250kHz typ.
	REC40-24xx/48xx	400kHz typ.
Over Power Protection	Works over 120% of rating and recovers automatically	
Over Voltage Protection	Zener diode clamp	
Short Circuit Protection	Hiccup, auto-recovery	
Efficiency at Full Load	see table	

Continued on next page

## ECONOLINE


DC/DC-Converter

# REC40-S\_D\_TRWB/H Series

## 40 Watt

## 2" x 2"

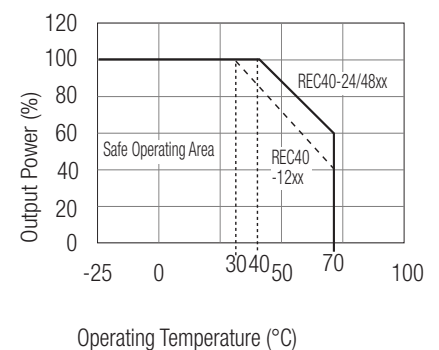
## Single, Dual & Triple Output



Designed to meet  
**EN-60950-1**



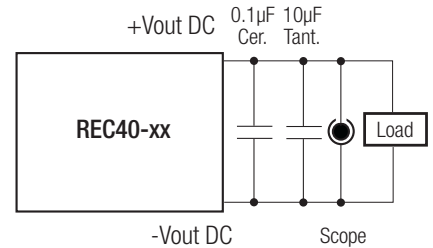
## Derating-Graph (Ambient Temperature)



**Specifications (Core Operating Area)**

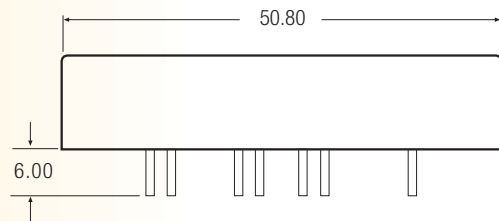
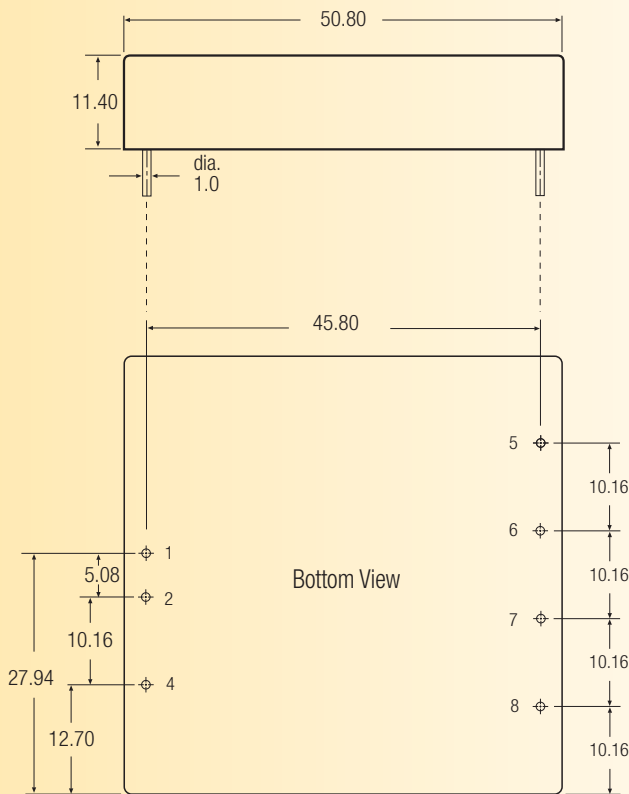
Remote On/Off	DC-DC ON	open or $3.7V > V_r > 5V$
	DC-DC OFF	short to 0V or $0V > V_r > 3.7V$
Remote Off input current	Nominal Vin	5mA max.
Remote pin drive current	$V_r = 0V$	-1.25mA max.
Isolation Voltage	(tested for 1 second)	1600VDC min.
Rated Working Voltage	(long term isolation)	see Application Notes
Isolation Capacitance		1000pF
Isolation Resistance		100 MΩ min.
Operating Temperature Range (Natural convection, with derating)		-25°C to +70°C (see Graph)
Storage Temperature Range		-55°C to +105°C
Case Temperature		+100°C max.
Temperature Coefficient		±0.02%/°C
Relative Humidity		95% RH
Case Material	Nickel-Plated Copper with Non-Conductive Base, Six-side Shielded	
Cooling Method	Natural convection	
Package Weight	70g	
MTBF (+25°C)	Detailed Information see Application Notes chapter "MTBF"	using MIL-HDBK 217F
(+50°C)		using MIL-HDBK 217F
		>550 x 10 <sup>3</sup> hours
		187 x 10 <sup>3</sup> hours

**Noise Measurement**



**Package Style and Pinning (mm) 2" x 2", Wide Input 2:1**

2" x 2" PIN Package



**Pin Connections**

Pin #	Single	Dual	Triple
1	+Vin	+Vin	+Vin
2	-Vin	-Vin	-Vin
4	No Pin/CTRL	No Pin/CTRL	No Pin/CTRL
5	NC	+Vout	+Vout
6	+Vout	Com	+5Vout
7	-Vout	-Vout	Com
8	Trim	Trim	-Vout

XX.X ± 0.5 mm  
XX.XX ± 0.25 mm

